

An IoT service for the manufacturing industry

OMNI edge

Visualize machine status and avoid extended **downtime** with a ready-to-use IoT service.

Now available for more components than ever before!



Add peace of mind to predictive failure detection with two bonus features

An IoT service for the manufacturing industry

OMNI edge

Predictive failure detection AI for components

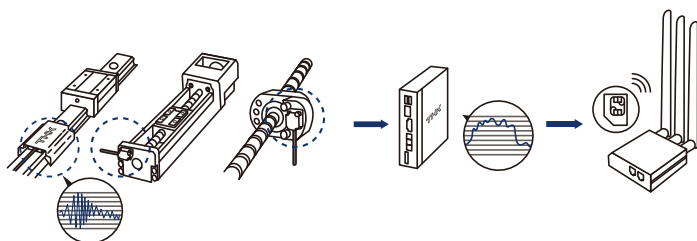
Predictive failure detection



The OMNI edge System

Easy Set-Up

The network is automatically set up as soon as you attach the sensor to the THK component and turn it on.



The sensor quantifies damage and lubrication status.

AI extracts the feature values and transmits them over a 4G/LTE network.

Predictive Analytics

AI analyzes the gathered data, using it to learn and evolve.

Secure transmission



An e-mail notification is sent when it exceeds the threshold.

For global communications, the optimal service provider is selected for each country.

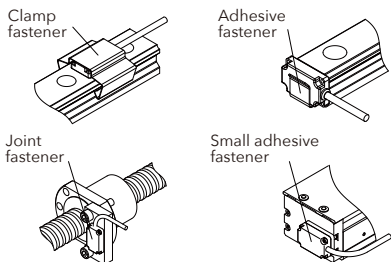


Solve the difficulties of installing, setting up, and operating the IoT with one package.

In the years since the IoT took off, many customers have said they implemented the IoT but can't fully utilize it, or just implementing it would be difficult.

With OMNI edge... A special sensor is used, so you don't have to spend time making a selection!

Select which surface (top or end) the sensor will attach to. The installation process is extremely simple!



With OMNI edge... A special amplifier is also pre-selected, saving you more time!

As long as you supply a DC 24 V power source, no setup is required for the amplifier.



With OMNI edge... The network and cloud provide top-class security.

We have adopted advanced systems from our business partners to support the security of your operations when you entrust us with important data.



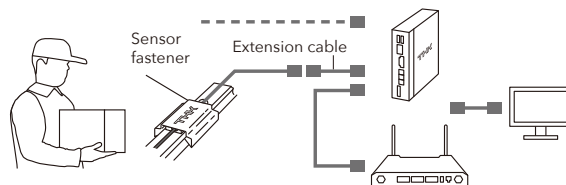
With OMNI edge... The AI takes care of quantifying the component status, so you don't need to spend any time on analysis!

Using the data we've accumulated as a top machine component manufacturer, we've succeeded at quantifying the status of components. You can immediately begin monitoring the numbers without having to spend time identifying feature values or developing an algorithm, which the AI takes care of.



With OMNI edge... The system is ready-to-use, with no need to connect to an internal network!

OMNI edge already comes with a dedicated cloud, communication device, SIM card, and web app, which saves you time and money. Everything arrives in one package, so you can use it right away.



All-in-One OMNI edge Package

An IoT service for the manufacturing industry

OMNI edge

Predictive failure detection AI for components

- Sensor modules fastener
- Built-in edge AI amplifier
- Communication device
- SIM card
- 4G/LTE communication (fee included)
- Web app

Support Available before and after Installation

THK provides support when you need it, so you can install the system with peace of mind.

Before

- Model selection
- Site inspection



After

- Installation support
- Advice for acquired data

